


5245 m.

# GRAN PREMIO D'ITALIA OAKLEY

## Free Practice Nr. 1

### Classification

3

	Rider	Nation	Team	Motorcycle	Time	Lap Total	Gap	Top Speed
1	16 <b>Andrea MIGNO</b>	ITA	Rivacold Snipers Team	HONDA	<b>1'57.724</b>	16 16		<b>239.4</b>
2	55 <b>Romano FENATI</b>	ITA	Sterilgarda Max Racing Team	HUSQVARNA	<b>1'58.219</b>	14 15	0.495 0.495	<b>235.8</b>
3	5 <b>Jaume MASIA</b>	SPA	Red Bull KTM Ajo	KTM	<b>1'58.387</b>	15 15	0.663 0.168	<b>233.2</b>
4	23 <b>Niccolò ANTONELLI</b>	ITA	Avintia Esponsorama Moto3	KTM	<b>1'58.580</b>	15 15	0.856 0.193	<b>237.8</b>
5	40 <b>Darryn BINDER</b>	RSA	Petronas Sprinta Racing	HONDA	<b>1'58.594</b>	15 15	0.870 0.014	<b>237.8</b>
6	53 <b>Deniz ÖNCÜ</b>	TUR	Red Bull KTM Tech 3	KTM	<b>1'58.609</b>	12 17	0.885 0.015	<b>236.3</b>
7	7 <b>Dennis FOGGIA</b>	ITA	Leopard Racing	HONDA	<b>1'58.702</b>	14 15	0.978 0.093	<b>238.4</b>
8	17 <b>John MCPHEE</b>	GBR	Petronas Sprinta Racing	HONDA	<b>1'58.739</b>	13 13	1.015 0.037	<b>237.8</b>
9	12 <b>Filip SALAC</b>	CZE	Rivacold Snipers Team	HONDA	<b>1'58.811</b>	15 15	1.087 0.072	<b>230.2</b>
10	2 <b>Gabriel RODRIGO</b>	ARG	Indonesian Racing Gresini Moto3	HONDA	<b>1'58.844</b>	9 15	1.120 0.033	<b>240.5</b>
11	82 <b>Stefano NEPA</b>	ITA	BOE Owlride	KTM	<b>1'59.251</b>	11 11	1.527 0.407	<b>234.7</b>
12	24 <b>Tatsuki SUZUKI</b>	JPN	SIC58 Squadra Corse	HONDA	<b>1'59.259</b>	12 15	1.535 0.008	<b>236.3</b>
13	50 <b>Jason DUPASQUIER</b>	SWI	CarXpert PruestelGP	KTM	<b>1'59.332</b>	11 17	1.608 0.073	<b>242.1</b>
14	37 <b>Pedro ACOSTA</b>	SPA	Red Bull KTM Ajo	KTM	<b>1'59.377</b>	14 14	1.653 0.045	<b>241.0</b>
15	27 <b>Kaito TOBA</b>	JPN	CIP Green Power	KTM	<b>1'59.557</b>	14 14	1.833 0.180	<b>233.2</b>
16	99 <b>Carlos TATAY</b>	SPA	Avintia Esponsorama Moto3	KTM	<b>1'59.731</b>	16 17	2.007 0.174	<b>237.8</b>
17	54 <b>Riccardo ROSSI</b>	ITA	BOE Owlride	KTM	<b>1'59.823</b>	13 13	2.099 0.092	<b>235.2</b>
18	22 <b>Elia BARTOLINI</b>	ITA	Team Bardahl VR46 Riders Acade	KTM	<b>1'59.898</b>	15 15	2.174 0.075	<b>236.8</b>
19	71 <b>Ayumu SASAKI</b>	JPN	Red Bull KTM Tech 3	KTM	<b>2'00.074</b>	8 16	2.350 0.176	<b>241.6</b>
20	19 <b>Andi Farid IZDIHAR</b>	INA	Honda Team Asia	HONDA	<b>2'00.098</b>	12 16	2.374 0.024	<b>236.8</b>
21	11 <b>Sergio GARCIA</b>	SPA	Valresa GASGAS Aspar Team	GASGAS	<b>2'00.350</b>	5 15	2.626 0.252	<b>240.0</b>
22	52 <b>Jeremy ALCOBA</b>	SPA	Indonesian Racing Gresini Moto3	HONDA	<b>2'00.437</b>	16 16	2.713 0.087	<b>240.0</b>
23	28 <b>Izan GUEVARA</b>	SPA	Valresa GASGAS Aspar Team	GASGAS	<b>2'00.515</b>	12 15	2.791 0.078	<b>238.4</b>
24	6 <b>Ryusei YAMANAKA</b>	JPN	CarXpert PruestelGP	KTM	<b>2'00.523</b>	14 15	2.799 0.008	<b>237.8</b>
25	73 <b>Maximilian KOFLER</b>	AUT	CIP Green Power	KTM	<b>2'00.650</b>	16 17	2.926 0.127	<b>238.4</b>
26	20 <b>Lorenzo FELLON</b>	FRA	SIC58 Squadra Corse	HONDA	<b>2'00.796</b>	10 12	3.072 0.146	<b>236.8</b>
27	67 <b>Alberto SURRA</b>	ITA	Team Bardahl VR46 Riders Acade	KTM	<b>2'01.147</b>	11 14	3.423 0.351	<b>237.8</b>
28	31 <b>Adrian FERNANDEZ</b>	SPA	Sterilgarda Max Racing Team	HUSQVARNA	<b>2'01.308</b>	16 16	3.584 0.161	<b>233.7</b>
29	32 <b>Takuma MATSUYAMA</b>	JPN	Honda Team Asia	HONDA	<b>2'01.446</b>	13 14	3.722 0.138	<b>236.8</b>
30	43 <b>Xavier ARTIGAS</b>	SPA	Leopard Racing	HONDA	<b>2'01.941</b>	8 8	4.217 0.495	<b>238.9</b>

Practice condition: **Dry**  
 Air: **15°**  
 Humidity: **76%**  
 Ground: **18°**

<b>Fastest Lap:</b>	Lap: 16	<b>Andrea MIGNO</b>	<b>1'57.724</b>	160.3 Km/h
<b>Best Race Lap:</b>	2018	<b>Fabio DI GIANNANTONIO</b>	<b>1'56.628</b>	161.8 Km/h
<b>All Time Lap Record:</b>	2019	<b>Tony ARBOLINO</b>	<b>1'56.407</b>	162.2 Km/h

The results are provisional until the end of the limit for protest and appeals.

Time limit for protest expires 30' after publication of the results - ..... Time: .....

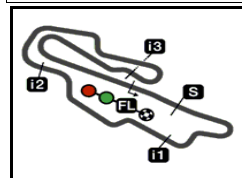
These data/results cannot be reproduced, stored and/or transmitted in whole or in part by any manner of electronic, mechanical, photocopying, recording, broadcasting or otherwise now known or herein after developed without the previous express consent by the copyright owner, except for reproduction in daily press and regular printed publications on sale to the public within 60 days of the event related to those data/results and always provided that copyright symbol appears together as follows below.

© DORNA, 2021

Official MotoGP Timing by TISSOT  
 www.motogp.com

Mugello, Friday, May 28, 2021






5245 m.

## GRAN PREMIO D'ITALIA OAKLEY

## Free Practice Nr. 1

## Top Speed &amp; Average

4

	Rider	Nation	Motorcycle	Top 5 speeds					Average	Top
50	Jason DUPASQUIER	SWI	KTM	242.1	237.8	237.3	236.8	235.8	238.0	242.1
71	Ayumu SASAKI	JPN	KTM	241.6	241.0	240.0	238.9	238.9	240.1	241.6
37	Pedro ACOSTA	SPA	KTM	241.0	235.2	235.2	234.7	233.7	236.0	241.0
2	Gabriel RODRIGO	ARG	HONDA	240.5	235.2	235.2	234.7	234.7	236.1	240.5
11	Sergio GARCIA	SPA	GASGAS	240.0	236.8	236.3	236.3	234.7	236.8	240.0
52	Jeremy ALCOBA	SPA	HONDA	240.0	238.4	237.8	237.8	236.8	238.2	240.0
16	Andrea MIGNO	ITA	HONDA	239.4	238.4	236.3	235.2	233.7	236.6	239.4
43	Xavier ARTIGAS	SPA	HONDA	238.9	238.4	235.8	161.1	160.4	206.9	238.9
7	Dennis FOGGIA	ITA	HONDA	238.4	237.8	237.3	236.8	236.8	237.4	238.4
28	Izan GUEVARA	SPA	GASGAS	238.4	236.3	235.8	235.8	235.8	236.4	238.4
73	Maximilian KOFLER	AUT	KTM	238.4	237.3	236.3	236.3	235.8	236.8	238.4
6	Ryusei YAMANAKA	JPN	KTM	237.8	237.3	236.8	236.3	236.3	236.9	237.8
17	John MCPHEE	GBR	HONDA	237.8	237.3	236.8	236.3	236.3	236.9	237.8
23	Niccolò ANTONELLI	ITA	KTM	237.8	237.3	237.3	236.8	236.3	237.0	237.8
40	Darryn BINDER	RSA	HONDA	237.8	236.3	235.8	235.8	234.2	235.5	237.8
67	Alberto SURRA	ITA	KTM	237.8	236.8	235.2	232.2	231.7	234.7	237.8
99	Carlos TATAY	SPA	KTM	237.8	237.8	236.3	235.8	235.2	236.6	237.8
19	Andi Farid IZDIHAR	INA	HONDA	236.8	233.7	233.2	232.2	232.2	233.6	236.8
20	Lorenzo FELLON	FRA	HONDA	236.8	235.8	233.7	231.7	231.7	233.9	236.8
22	Elia BARTOLINI	ITA	KTM	236.8	235.2	235.2	234.2	233.7	235.0	236.8
32	Takuma MATSUYAMA	JPN	HONDA	236.8	235.8	235.8	235.8	233.2	235.5	236.8
24	Tatsuki SUZUKI	JPN	HONDA	236.3	235.8	234.7	234.2	234.2	235.0	236.3
53	Deniz ÖNCÜ	TUR	KTM	236.3	236.3	235.8	235.2	235.2	235.7	236.3
55	Romano FENATI	ITA	HUSQVARNA	235.8	234.7	233.7	233.7	233.7	234.1	235.8
54	Riccardo ROSSI	ITA	KTM	235.2	235.2	233.7	232.7	232.2	233.8	235.2
82	Stefano NEPA	ITA	KTM	234.7	231.2	231.2	230.7	230.7	231.7	234.7
31	Adrian FERNANDEZ	SPA	HUSQVARNA	233.7	233.7	233.7	233.7	233.2	233.6	233.7
5	Jaume MASIA	SPA	KTM	233.2	233.2	233.2	232.7	232.7	233.0	233.2
27	Kaito TOBA	JPN	KTM	233.2	233.2	232.7	232.2	232.2	232.6	233.2
12	Filip SALAC	CZE	HONDA	230.2	229.2	227.8	226.8	226.4	228.1	230.2

These data/results cannot be reproduced, stored and/or transmitted in whole or in part by any manner of electronic, mechanical, photocopying, recording, broadcasting or otherwise now known or herein after developed without the previous express consent by the copyright owner, except for reproduction in daily press and regular printed publications on sale to the public within 60 days of the event related to those data/results and always provided that copyright symbol appears together as follows below.

© DORNA, 2021

Official MotoGP Timing by TISSOT  
www.motogp.com




Mugello, Friday, May 28, 2021



5245 m.

# GRAN PREMIO D'ITALIA OAKLEY

## Free Practice Nr. 1

### Chronological Analysis of Performances

5

\* Lap / Sector time cancelled      **T1** Time from finish line to 1st intermediate      **T3** Time from 2nd intermed. to 3rd intermed.  
**P** Crossing the finish line in pit lane      **T2** Time from 1st intermed. to 2nd intermed.      **T4** Time from 3rd intermediate to finish line

Lap	Lap Time	T1	T2	T3	T4	Speed	Lap	Lap Time	T1	T2	T3	T4	Speed
<b>1st</b>	<b>16</b>	<b>Andrea MIGNO</b>			Rivacold Snipers Tea ITA		8	<b>2'01.041</b>	29.279	25.057	37.971	28.734	229.2
		Runs=3	Total laps=16	Full laps=11			9	<b>2'00.375</b>	28.947	24.778	37.727	28.923	229.7
1	4'05.264	33.230	26.418	40.550	29.497	162.1	10	<b>2'00.211</b>	29.115	24.729	37.690	28.677	229.2
2	<b>2'02.978</b>	29.709	25.560	38.819	28.890	235.2	11	59.270 P	30.230				230.2
3	<b>2'01.570</b>	29.297	25.368	38.207	28.698	236.3	12	2'07.950	35.604	25.369	38.022	28.955	148.3
4	<b>2'01.715</b>	29.348	25.162	38.373	28.832	239.4	13	<b>1'58.924</b>	28.546	24.616	37.310	28.452	232.7
5	<b>2'00.915</b>	29.069	25.078	37.958	28.810	238.4	14	<b>1'58.634</b>	28.559	24.398	37.311	28.366	232.7
6	<b>2'00.487</b>	29.066	24.904	37.878	28.639	232.7	15	<b>1'58.387</b>	28.484	24.397	37.197	28.309	233.2
7	59.437 P	29.165				231.7							
8	2'04.437	32.268	25.226	38.141	28.802	162.6	<b>4th</b>	<b>23</b>	<b>Niccolò ANTONELL</b>			Avintia Esponsorama ITA	
9	<b>2'00.805</b>	29.258	24.861	37.909	28.777	231.7			Runs=2	Total laps=15	Full laps=11		
10	<b>2'00.465</b>	29.079	24.808	37.870	28.708	231.2	1	3'50.899	36.616	27.410	40.760	29.735	152.5
11	<b>1'59.978</b>	29.031	24.651	37.662	28.634	230.7	2	<b>2'04.802</b>	30.326	26.004	39.357	29.115	237.8
12	1'01.519 P	32.872				231.7	3	<b>2'03.588</b>	30.758	25.439	38.670	28.721	237.3
13	2'03.178	32.167	24.898	37.574	28.539	162.1	4	<b>2'04.707</b>	29.562	25.248	40.914	28.983	237.3
14	<b>1'58.698</b>	28.656	24.430	37.264	28.348	232.2	5	<b>2'01.458</b>	29.284	25.091	38.328	28.755	236.8
15	<b>1'58.272</b>	28.616	24.366	36.962	28.328	232.7	6	<b>2'01.425</b>	29.373	25.460	38.115	28.477	232.7
16	<b>1'57.724</b>	28.480	24.266	36.819	28.159	233.7	7	<b>2'00.320</b>	29.039	24.755	38.001	28.525	235.8
							8	<b>2'03.483</b>	29.356	26.358	38.964	28.805	236.3
<b>2nd</b>	<b>55</b>	<b>Romano FENATI</b>			Sterilgarda Max Racin ITA		9	2'00.443 *	28.983	24.880	37.870	28.710*	234.7
		Runs=3	Total laps=15	Full laps=10			10	<b>2'00.187</b>	28.936	24.798	37.782	28.671	233.7
1	3'50.622	34.876	26.891	39.889	29.711	152.5	11	59.560 P	30.420				218.1
2	<b>2'04.476</b>	30.066	26.191	39.095	29.124	234.7	12	2'06.916	34.381	25.505	38.205	28.825	142.8
3	<b>2'03.035</b>	29.532	25.743	38.780	28.980	235.8	13	<b>1'59.318</b>	28.673	24.665	37.482	28.498	236.3
4	1'00.899 P	30.093				233.7	14	<b>1'58.875</b>	28.511	24.574	37.430	28.360	235.8
5	2'06.436	33.158	25.901	38.516	28.861	158.5	15	<b>1'58.580</b>	28.556	24.522	37.228	28.274	235.8
6	<b>2'00.952</b>	29.242	25.064	37.866	28.780	230.2							
7	<b>2'00.633</b>	28.954	24.995	37.946	28.738	231.2	<b>5th</b>	<b>40</b>	<b>Darryn BINDER</b>			Petronas Sprinta Raci RSA	
8	<b>2'00.333</b>	28.958	24.945	37.754	28.676	230.7			Runs=3	Total laps=15	Full laps=8		
9	1'02.020 P	31.377				219.0	1	4'06.326	32.797	26.396	40.181	29.575	166.9
10	2'03.989	32.755	25.058	37.642	28.534	158.1	2	2'04.160 *	30.005	25.696	39.241*	29.218	235.8
11	<b>1'58.683</b>	28.650	24.501	37.135	28.397	233.7	3	<b>2'03.560</b>	29.769	25.695	39.045	29.051	234.2
12	<b>1'58.536</b>	28.542	24.471	37.054	28.469	233.7	4	<b>2'02.907</b>	29.730	25.509	38.755	28.913	232.2
13	<b>1'58.445</b>	28.506	24.407	37.128	28.404	233.7	5	<b>2'02.355</b>	29.604	25.392	38.490	28.869	232.2
14	<b>1'58.219</b>	28.530	24.318	37.028	28.343	233.2	6	<b>2'01.798</b>	29.318	25.233	38.453	28.794	231.7
15	<b>1'58.398</b>	28.496	24.369	37.090	28.443	233.7	7	1'02.387 P	30.179				230.7
							8	2'04.568 *	32.620	25.298	38.121*	28.529	156.5
<b>3rd</b>	<b>5</b>	<b>Jaume MASIA</b>			Red Bull KTM Ajo SPA		9	<b>2'00.359</b>	28.860	24.902	37.965	28.632	236.3
		Runs=3	Total laps=15	Full laps=7			10	<b>1'59.677</b>	28.923	24.750	37.616	28.388	232.7
1	3'30.259 *	37.917	27.724	41.193	30.039*	146.9	11	58.077 P	29.585				234.2
2	2'05.671 *	30.434	26.094*	39.467	29.676*	233.2	12	2'14.021	36.765	27.961	40.603	28.692	126.1
3	<b>2'03.515</b>	29.918	25.545	38.786	29.266	233.2	13	<b>1'59.080</b>	28.685	24.605	37.319	28.471	237.8
4	2'02.405 *	29.447	25.226	38.674	29.058*	232.2	14	2'02.528 *	31.556	24.738*	37.880	28.354	234.2
5	2'01.872 *	29.444	25.142	38.358	28.928*	231.7	15	<b>1'58.594</b>	28.630	24.484	37.367	28.113	235.8
6	59.150 P	29.192				231.2							
7	2'10.511	36.043	26.292	38.905	29.271	148.9							

**Fastest Lap:** Andrea MIGNO Rivacold Snipers Tea ITA **1'57.724** 28.480 24.266 36.819 28.159

These data/results cannot be reproduced, stored and/or transmitted in whole or in part by any manner of electronic, mechanical, photocopying, recording, broadcasting or otherwise now known or herein after developed without the previous express consent by the copyright owner, except for reproduction in daily press and regular printed publications on sale to the public within 60 days of the event related to those data/results and always provided that copyright symbol appears together as follows below.  
 © DORNA, 2021



## Free Practice Nr. 1

Moto3

Lap	Lap Time	T1	T2	T3	T4	Speed	Lap	Lap Time	T1	T2	T3	T4	Speed	
<b>6th</b>	<b>53</b>	<b>Deniz ÖNCÜ</b> Red Bull KTM Tech 3 TUR						<b>9th</b>	<b>12</b>	<b>Filip SALAC</b> Rivacold Snipers Tea CZE				
		Runs=2	Total laps=17	Full laps=13					Runs=3	Total laps=15	Full laps=9			
1	2'25.753	35.541	27.143	41.070	30.281	157.8	1	4'17.361	33.303	27.232	41.495	29.705	161.6	
2	2'06.067 *	30.561	26.335	39.414	29.757*	232.7	2	<b>2'04.716</b>	30.100	25.907	39.429	29.280	226.8	
3	<b>2'03.933</b>	30.070	25.809	38.958	29.096	233.7	3	<b>2'03.563</b>	29.825	25.495	39.066	29.177	225.9	
4	<b>2'02.717</b>	29.627	25.522	38.545	29.023	234.7	4	<b>2'02.803</b>	29.720	25.383	38.668	29.032	225.9	
5	<b>2'01.726</b>	29.468	25.078	38.237	28.943	233.2	5	<b>2'02.602</b>	29.675	25.229	38.730	28.968	224.5	
6	<b>2'01.364</b>	29.380	25.034	38.257	28.693	233.2	6	<b>2'02.039</b>	29.631	25.195	38.401	28.812	223.6	
7	<b>2'00.544</b>	29.250	24.863	37.800	28.631	233.2	7	2'04.982 P	29.996	26.103	39.378	29.505	222.6	
8	<b>2'00.137</b>	28.989	24.804	37.912	28.432	234.2	8	2'08.190	34.659	25.654	38.796	29.081	158.3	
9	<b>2'00.199</b>	29.016	24.745	37.940	28.498	231.7	9	<b>2'01.265</b>	29.478	24.872	38.084	28.831	226.4	
10	57.143 P	29.121				232.2	10	<b>2'01.142</b>	29.298	24.817	38.075	28.952	225.4	
11	2'04.363 *	33.364	24.853	37.806	28.340*	159.0	11	2'00.933 P	29.410	24.887	38.216*	28.420	225.0	
12	<b>1'58.609</b>	28.548	24.524	37.450	28.087	236.3	12	2'02.278 *	31.283	24.829	37.596*	28.570	170.0	
13	<b>1'58.751</b>	28.645	24.528	37.399	28.179	235.2	13	<b>1'58.905</b>	28.777	24.404	37.293	28.431	230.2	
14	<b>1'58.974</b>	28.570	24.375	37.553	28.476	235.2	14	1'58.938 *	28.761	24.431	37.337*	28.409	229.2	
15	<b>1'58.954</b>	28.712	24.504	37.461	28.277	235.2	15	<b>1'58.811</b>	28.852	24.370	37.198	28.391	227.8	
16	<b>1'59.230</b>	28.747	24.569	37.663	28.251	235.8								
17	<b>1'58.977</b>	28.734	24.523	37.496	28.224	236.3								
<b>7th</b>	<b>7</b>	<b>Dennis FOGGIA</b> Leopard Racing ITA						<b>10th</b>	<b>2</b>	<b>Gabriel RODRIGO</b> Indonesian Racing Gr ARG				
		Runs=2	Total laps=15	Full laps=12					Runs=3	Total laps=15	Full laps=10			
1	4'02.270	40.792	28.545	40.399	29.399	112.2	1	3'59.515	40.508	26.557	39.622	29.283	111.4	
2	<b>2'04.031</b>	29.645	25.767	39.474	29.145	238.4	2	<b>2'02.467</b>	29.407	25.546	38.571	28.943	234.7	
3	<b>2'03.088</b>	29.588	25.358	39.048	29.094	237.8	3	<b>2'01.457</b>	29.221	25.161	38.253	28.822	235.2	
4	<b>2'02.056</b>	29.366	25.180	38.657	28.853	236.8	4	<b>2'01.983</b>	28.998	24.912	39.452	28.621	234.7	
5	<b>2'01.729</b>	29.397	25.238	38.545	28.549	236.8	5	<b>2'00.020</b>	28.788	24.657	37.961	28.614	240.5	
6	<b>2'00.634</b>	29.055	24.804	38.262	28.513	236.3	6	<b>1'59.624</b>	29.000	24.661	37.601	28.362	231.7	
7	<b>2'00.453</b>	28.906	24.811	38.102	28.634	237.3	7	1'00.939 P	28.978				234.2	
8	<b>2'00.128</b>	28.925	24.740	37.959	28.504	235.2	8	2'06.033	34.525	25.071	37.833	28.604	136.0	
9	1'01.309 P	29.517				236.3	9	<b>1'58.844</b>	28.695	24.396	37.402	28.351	233.2	
10	2'05.610	33.274	25.430	38.290	28.616	165.1	10	<b>2'04.412</b>	32.840	24.748	38.113	28.711	235.2	
11	<b>1'59.438</b>	28.696	24.546	37.678	28.518	235.8	11	<b>1'59.398</b>	28.767	24.552	37.514	28.565	234.2	
12	<b>1'58.847</b>	28.674	24.386	37.396	28.391	235.8	12	<b>1'59.692</b>	28.673	24.563	37.882	28.574	233.7	
13	<b>2'00.444</b>	28.655	24.481	38.656	28.652	236.3	13	59.396 P	29.205				233.2	
14	<b>1'58.702</b>	28.553	24.433	37.337	28.379	236.3	14	2'05.008	33.267	25.199	37.988	28.554	162.1	
15	<b>1'58.852</b>	28.582	24.534	37.381	28.355	235.2	15	<b>1'59.533</b>	28.694	24.504	37.883	28.452	234.2	
<b>8th</b>	<b>17</b>	<b>John MCPHEE</b> Petronas Sprinta Raci GBR						<b>11th</b>	<b>82</b>	<b>Stefano NEPA</b> BOE Owlride ITA				
		Runs=2	Total laps=14	Full laps=10					Runs=3	Total laps=11	Full laps=6			
1	7'40.084	34.560	26.448	40.553	29.166	159.0	1	3'24.897	35.131	27.437	41.432	30.086	150.0	
2	<b>2'02.622</b>	29.602	25.350	38.830	28.840	235.8	2	<b>2'05.747</b>	30.387	26.289	39.602	29.469	230.7	
3	<b>2'01.631</b>	29.308	25.053	38.570	28.700	235.2	3	<b>2'03.420</b>	29.707	25.657	38.884	29.172	230.2	
4	<b>2'01.398</b>	29.079	25.063	38.284	28.972	235.2	4	<b>2'02.206</b>	29.397	25.321	38.600	28.888	231.2	
5	<b>2'01.569</b>	29.271	25.033	38.572	28.693	232.7	5	<b>2'00.943</b>	29.248	25.074	38.155	28.466	231.2	
6	<b>2'00.894</b>	29.184	24.827	38.208	28.675	232.2	6	58.681 P	29.467				234.7	
7	<b>2'01.018</b>	29.222	24.979	38.012	28.805	231.2	7	2'08.425	34.434	25.992	39.000	28.999	164.3	
8	1'02.118 P	30.303				231.2	8	<b>2'01.074</b>	29.163	25.046	38.105	28.760	229.2	
9	2'03.918	32.341	25.130	37.979	28.468	163.6	9	57.697 P	29.111				229.2	
10	<b>1'59.285</b>	28.719	24.564	37.754	28.248	236.3	10	2'06.505	34.024	25.708	38.199	28.574	165.1	
11	<b>2'05.384</b>	30.891	26.004	39.702	28.787	237.3	11	<b>1'59.251</b>	28.754	24.582	37.528	28.387	230.7	
12	<b>2'01.715</b>	28.720	24.583	39.962	28.450	237.8								
13	<b>1'58.739</b>	28.684	24.418	37.580	28.057	236.8	<b>12th</b>	<b>24</b>	<b>Tatsuki SUZUKI</b> SIC58 Squadra Corse JPN					
	PIT	31.234				236.3			Runs=3	Total laps=15	Full laps=8			
							1	3'42.675 *	35.680	26.430	39.706	29.327*	134.6	
							2	<b>2'03.903</b>	29.756	25.660	39.307	29.180	235.8	
							3	<b>2'02.968</b>	29.694	25.596	38.696	28.982	234.2	
							4	<b>2'02.006</b>	29.440	25.216	38.493	28.857	234.2	

**Fastest Lap:** Andrea MIGNO Rivacold Snipers Tea ITA **1'57.724** 28.480 24.266 36.819 28.159

These data/results cannot be reproduced, stored and/or transmitted in whole or in part by any manner of electronic, mechanical, photocopying, recording, broadcasting or otherwise now known or herein after developed without the previous express consent by the copyright owner, except for reproduction in daily press and regular printed publications on sale to the public within 60 days of the event related to those data/results and always provided that copyright symbol appears together as follows below.  
© DORNA, 2021



# Free Practice Nr. 1

# Moto3

Lap	Lap Time	T1	T2	T3	T4	Speed	Lap	Lap Time	T1	T2	T3	T4	Speed
5	<b>2'01.388</b>	29.197	25.103	38.157	28.931	233.7	6	<b>2'02.173</b>	29.700	25.209	38.301	28.963	232.2
6	<b>2'01.127</b>	29.019	25.001	38.303	28.804	<b>236.3</b>	7	1'02.955 P	29.832				232.2
7	1'03.837 P	30.082				232.2	8	2'16.460	37.466	28.367	40.560	30.067	114.8
8	2'05.736 *	33.564	25.151	38.219	28.802*	149.7	9	<b>2'01.463</b>	29.270	24.840	38.209	29.144	231.2
9	2'00.386 *	29.088	24.721	37.884	28.693*	231.7	10	<b>2'00.181</b>	29.103	24.654	37.889	28.535	232.2
10	<b>2'00.205</b>	28.985	24.727	37.873	28.620	232.7	11	58.768 P	29.048				231.7
11	2'02.277 *	30.559	25.531	37.717	28.470*	233.2	12	2'06.137	33.419	25.173	38.977	28.568	151.0
12	<b>1'59.259</b>	<b>28.775</b>	<b>24.625</b>	<b>37.388</b>	<b>28.471</b>	234.7	13	<b>1'59.911</b>	29.010	24.706	37.736	28.459	233.2
13	1'03.981 P	30.702				233.7	14	<b>1'59.557</b>	<b>28.882</b>	<b>24.617</b>	<b>37.670</b>	<b>28.388</b>	232.7
14	2'05.850 *	34.214	25.010*	37.858	28.768	142.4							
15	<b>1'59.697</b>	28.818	24.659	37.564	28.656	233.7							

13th <b>50</b> Jason DUPASQUIE		CarXpert PruestelGP SWI				
Runs=2	Total laps=17	Full laps=14				
1	3'44.597	36.191	27.057	40.064	29.616	131.3
2	<b>2'05.613</b>	30.101	26.392	39.898	29.222	237.8
3	<b>2'03.560</b>	29.743	25.921	38.892	29.004	234.7
4	<b>2'04.108</b>	29.438	25.817	39.625	29.228	235.8
5	<b>2'02.880</b>	29.543	25.585	38.713	29.039	231.7
6	<b>2'02.196</b>	29.393	25.470	38.438	28.895	231.2
7	<b>2'05.007</b>	29.950	26.257	38.903	29.897	230.2
8	<b>2'02.219</b>	28.974	26.165	38.107	28.973	237.3
9	1'00.459 P	30.427				229.2
10	2'03.728	32.529	25.264	37.703	<b>28.232</b>	164.8
11	<b>1'59.332</b>	28.715	<b>24.766</b>	37.472	28.379	<b>242.1</b>
12	<b>1'59.467</b>	<b>28.541</b>	24.847	37.631	28.448	236.8
13	<b>1'59.698</b>	28.793	24.988	37.509	28.408	234.7
14	<b>1'59.676</b>	28.643	24.937	<b>37.459</b>	28.637	232.2
15	<b>2'01.386</b>	29.785	25.377	37.657	28.567	234.2
16	<b>1'59.643</b>	28.744	24.922	37.666	28.311	234.7
17	<b>1'59.495</b>	28.755	24.786	37.651	28.303	232.7

14th <b>37</b> Pedro ACOSTA		Red Bull KTM Ajo SPA				
Runs=3	Total laps=14	Full laps=9				
1	3'21.678	35.577	26.932	40.423	29.707	156.5
2	<b>2'03.964</b>	29.781	26.006	39.058	29.119	233.7
3	<b>2'03.073</b>	29.638	25.561	38.814	29.060	234.7
4	<b>2'03.039</b>	29.076	25.553	39.167	29.243	<b>241.0</b>
5	<b>2'02.277</b>	29.357	25.406	38.565	28.949	229.7
6	59.880 P	30.665				230.2
7	2'07.853 *	34.063	25.801	39.020*	28.969*	149.3
8	<b>2'01.385</b>	29.182	25.096	38.238	28.869	231.2
9	<b>2'00.571</b>	29.007	24.912	37.967	28.685	230.2
10	<b>2'00.880</b>	28.997	25.088	38.102	28.693	230.7
11	59.190 P	29.676				232.2
12	2'07.607	33.040	25.895	39.805	28.867	158.1
13	<b>2'01.021</b>	<b>28.631</b>	25.269	38.568	28.553	235.2
14	<b>1'59.377</b>	28.652	<b>24.756</b>	<b>37.473</b>	<b>28.496</b>	235.2

15th <b>27</b> Kaito TOBA		CIP Green Power JPN				
Runs=3	Total laps=14	Full laps=9				
1	3'14.007	39.435	29.535	43.479	30.669	128.5
2	<b>2'07.581</b>	31.003	26.531	40.378	29.669	229.7
3	<b>2'06.940</b>	30.723	26.965	39.968	29.284	230.7
4	<b>2'03.862</b>	29.624	25.475	39.739	29.024	<b>233.2</b>
5	<b>2'02.287</b>	29.546	25.206	38.609	28.926	231.2

16th <b>99</b> Carlos TATAY		Avintia Esponsorama SPA				
Runs=2	Total laps=17	Full laps=12				
1	2'39.148	37.966	28.866	42.602	30.805	131.0
2	<b>2'08.511</b>	30.917	27.120	40.565	29.909	230.7
3	2'05.589 *	30.270	26.112	39.497	29.710*	232.2
4	<b>2'04.392</b>	29.828	25.868	39.328	29.368	232.7
5	<b>2'03.623</b>	29.793	25.804	38.817	29.209	232.2
6	<b>2'03.011</b>	29.588	25.559	38.657	29.207	231.2
7	1'00.727 P	30.272				231.2
8	2'08.374	34.220	26.539	38.759	28.856	160.4
9	<b>2'01.444</b>	29.205	25.310	38.231	28.698	234.2
10	<b>2'00.787</b>	29.002	25.082	37.998	28.705	232.7
11	<b>2'00.441</b>	28.913	25.013	37.830	28.685	233.2
12	<b>2'00.244</b>	28.971	24.978	37.835	28.460	235.2
13	<b>2'00.093</b>	28.893	24.873	37.878	28.449	235.8
14	<b>2'01.381</b>	28.896	24.834	38.669	28.982	236.3
15	<b>2'01.063</b>	28.908	24.908	37.893	29.354	<b>237.8</b>
16	<b>1'59.731</b>	<b>28.711</b>	<b>24.823</b>	<b>37.848</b>	<b>28.349</b>	237.8
17	2'00.753 *	29.344	25.013	<b>37.742</b>	<b>28.654*</b>	229.7

17th <b>54</b> Riccardo ROSSI		BOE Owlride ITA				
Runs=3	Total laps=13	Full laps=7				
1	4'02.338	39.836	27.840	40.275	29.940	120.9
2	<b>2'04.674</b>	29.832	25.848	39.364	29.630	<b>235.2</b>
3	<b>2'03.349</b>	29.478	25.591	38.520	29.760	232.2
4	<b>2'01.462</b>	29.375	25.239	38.082	28.766	230.2
5	<b>2'01.681</b>	29.182	25.257	38.499	28.743	235.2
6	<b>2'00.500</b>	29.041	24.970	38.093	<b>28.396</b>	232.7
7	59.070 P	29.016				233.7
8	2'07.828	34.190	25.961	38.597	29.080	154.9
9	2'01.763 *	29.394	25.179	38.207	28.983*	227.3
10	<b>2'01.196</b>	29.229	25.096	37.960	28.911	227.3
11	59.289 P	30.442				225.9
12	2'03.774	32.323	24.986	37.740	28.725	158.3
13	<b>1'59.823</b>	<b>28.767</b>	<b>24.780</b>	<b>37.579</b>	28.697	229.2

18th <b>22</b> Elia BARTOLINI		Team Bardahl VR46 ITA				
Runs=3	Total laps=15	Full laps=9				
1	3'15.379	37.731	29.456	44.421	30.862	137.0
2	<b>2'06.485</b>	30.441	26.564	39.883	29.597	232.7
3	<b>2'04.780</b>	30.259	26.341	39.141	29.039	<b>236.8</b>
4	<b>2'06.310</b>	30.123	26.461	40.022	29.704	231.7
5	2'03.933 *	29.644	25.982	39.342	28.965*	235.2
6	<b>2'02.874</b>	29.616	25.584	38.760	28.914	232.2
7	59.674 P	29.780				230.7
8	2'12.598	39.711	25.509	38.512	28.866	108.9

**Fastest Lap:** Andrea MIGNO Rivacold Snipers Tea ITA **1'57.724** 28.480 24.266 36.819 28.159

These data/results cannot be reproduced, stored and/or transmitted in whole or in part by any manner of electronic, mechanical, photocopying, recording, broadcasting or otherwise now known or herein after developed without the previous express consent by the copyright owner, except for reproduction in daily press and regular printed publications on sale to the public within 60 days of the event related to those data/results and always provided that copyright symbol appears together as follows below.  
© DORNA, 2021

Official MotoGP Timing by TISSOT  
www.motogp.com

Mugello, Friday, May 28, 2021

Page 3 of 5



# Free Practice Nr. 1

# Moto3

Lap	Lap Time	T1	T2	T3	T4	Speed	Lap	Lap Time	T1	T2	T3	T4	Speed
9	2'02.741	29.441	25.533	38.630	29.137	232.7	9	2'13.808	34.971	26.408	42.301	30.128	149.5
10	2'03.118	30.881	25.042	38.266	28.929	228.3	10	2'01.516	29.390	25.133	38.306	28.687	232.2
11	2'00.800	29.207	24.979	38.008	28.606	235.2	11	2'01.778	29.234	24.919	38.846	28.779	230.2
12	1'01.666 P	29.249				234.2	12	2'01.299	29.171	25.081	38.413	28.634	231.2
13	2'09.883	37.371	25.315	38.455	28.742	92.9	13	2'00.995	29.149	24.952	38.273	28.621	231.7
14	2'00.162	29.003	24.889	37.731	28.539	233.7	14	2'01.160	29.136	25.048	38.314	28.662	232.2
15	1'59.898	28.888	24.808	37.638	28.564	232.7	15	2'00.599	29.091	24.907	38.145	28.456	231.2

19th	71	Ayumu SASAKI	Red Bull KTM Tech 3	JPN		
		Runs=2	Total laps=16	Full laps=13		
1	4'01.666	37.656	27.743	39.887	29.405	147.7
2	2'04.751	29.987	25.913	39.478	29.373	234.7
3	2'03.129	29.599	25.371	39.057	29.102	238.9
4	2'02.071	29.497	25.248	38.540	28.786	233.7
5	2'01.431	29.127	25.203	38.319	28.782	241.0
6	2'00.980	29.309	25.022	38.069	28.580	234.2
7	2'00.423	28.892	24.861	38.044	28.626	238.9
8	2'00.074	28.912	24.839	37.883	28.440	236.3
9	1'00.446 P	29.279				240.0
10	2'05.598	32.811	25.353	38.490	28.944	160.4
11	2'00.555	29.058	24.893	38.041	28.563	235.2
12	2'01.083	28.993	25.063	38.270	28.757	234.7
13	2'03.734	29.764	25.578	39.032	29.360	229.2
14	2'02.239	29.126	25.116	38.938	29.059	231.7
15	2'00.131	28.812	24.867	38.069	28.383	241.6
16	2'00.530	29.024	24.813	38.165	28.528	231.7

22nd	52	Jeremy ALCOBA	Indonesian Racing Gr	SPA		
		Runs=2	Total laps=16	Full laps=13		
1	3'52.014	36.203	27.459	40.932	29.757	146.7
2	2'04.248	29.886	26.213	39.173	28.976	237.8
3	2'02.883	29.733	25.670	38.571	28.909	240.0
4	2'03.634	29.421	25.424	39.511	29.278	238.4
5	2'02.656	29.499	25.460	38.544	29.153	236.3
6	2'01.726	29.582	25.481	38.033	28.630	232.2
7	2'00.813	29.045	25.145	37.914	28.709	237.8
8	1'00.838 P	29.052				236.8
9	2'08.265	34.521	25.750	38.824	29.170	122.0
10	2'02.301	29.427	25.332	38.415	29.127	230.2
11	2'01.785	29.308	25.209	38.267	29.001	231.2
12	2'01.206	29.104	25.069	37.997	29.036	231.2
13	2'01.280	29.144	25.097	38.165	28.874	230.7
14	2'00.814	29.035	25.141	37.848	28.790	231.2
15	2'00.749	29.018	25.018	37.939	28.774	231.7
16	2'00.437	29.070	24.822	37.786	28.759	231.7

20th	19	Andi Farid IZDIHAR	Honda Team Asia	INA		
		Runs=2	Total laps=16	Full laps=13		
1	3'47.660 *	42.655	27.356	40.348	30.615*	90.4
2	2'06.163	30.231	26.763	39.452	29.717	232.2
3	2'04.687	29.935	26.121	39.419	29.212	231.2
4	2'03.860	29.674	25.410	39.426	29.350	233.7
5	2'03.378	29.558	25.618	39.019	29.183	228.8
6	2'01.848	29.501	25.499	38.251	28.597	236.8
7	2'01.059	29.059	25.258	38.044	28.698	233.2
8	2'03.213	29.205	26.158	38.907	28.943	231.7
9	2'01.273	29.122	25.280	37.995	28.876	231.2
10	1'03.373 P	30.282				226.4
11	2'09.129	37.230	25.209	37.848	28.842	114.0
12	2'00.098	28.730	24.841	37.825	28.702	232.2
13	2'02.290	29.042	25.010	38.316	29.922	230.2
14	2'03.482	30.128	25.359	38.780	29.215	226.4
15	2'00.959	28.905	25.036	38.157	28.861	229.2
16	2'00.551	28.992	24.894	37.811	28.854	227.8

23rd	28	Izan GUEVARA	Valresa GASGAS Asp	SPA		
		Runs=3	Total laps=15	Full laps=10		
1	3'27.850	45.970	28.067	42.116	30.810	
2	2'08.850	30.662	27.180	41.209	29.799	235.8
3	2'06.394	30.206	26.729	39.951	29.508	236.3
4	2'05.573	29.913	26.048	40.212	29.400	234.7
5	2'04.149	29.933	25.900	39.207	29.109	233.2
6	1'01.386 P	29.797				233.2
7	2'09.990	34.094	26.589	39.881	29.426	154.7
8	1'01.075 P	29.873				233.2
9	2'08.032	33.391	25.858	40.016	28.767	157.8
10	2'01.633	29.221	25.481	38.393	28.538	235.2
11	2'00.544	28.955	25.162	38.086	28.341	235.2
12	2'00.515	28.726	25.199	38.061	28.529	238.4
13	2'05.112	32.041	25.601	38.609	28.861	233.7
14	2'02.136	29.101	26.062	38.594	28.379	235.8
15	2'05.102	28.765	28.465	39.033	28.839	235.8

21st	11	Sergio GARCIA	Valresa GASGAS Asp	SPA		
		Runs=2	Total laps=15	Full laps=11		
1	3'51.539	36.743	26.926	39.925	30.067	144.1
2	2'04.416	30.175	26.008	39.163	29.070	236.3
3	2'02.653	29.805	25.448	38.565	28.835	240.0
4	2'06.605	29.278	25.398	42.802	29.127	236.3
5	2'00.350	29.170	24.709	38.024	28.447	234.2
6	2'00.784	29.334	24.981	37.944	28.525	234.7
7	2'00.999 *	29.124	24.950*	38.393	28.532	233.2
8	1'00.909 P	29.269				236.8

24th	6	Ryusei YAMANAKA	CarXpert PruestelGP	JPN		
		Runs=2	Total laps=15	Full laps=10		
1	3'44.016	35.546	26.684	40.083	29.744	136.1
2	2'06.479	30.525	26.462	39.798	29.694	235.2
3	2'03.561 *	29.775	25.723	39.006	29.057*	236.3
4	2'04.107	29.656	25.490	39.219	29.742	237.8
5	2'02.869	29.635	25.560	38.623	29.051	236.3
6	2'02.523	29.431	25.307	38.728	29.057	235.2
7	2'03.028 *	29.424	25.370	38.645	29.589*	232.2
8	1'00.600 P	29.598				232.2
9	2'05.411	32.451	25.487	38.473	29.000	162.4

<b>Fastest Lap:</b> Andrea MIGNO	Rivacold Snipers Tea	ITA	1'57.724	28.480	24.266	36.819	28.159
----------------------------------	----------------------	-----	----------	--------	--------	--------	--------

These data/results cannot be reproduced, stored and/or transmitted in whole or in part by any manner of electronic, mechanical, photocopying, recording, broadcasting or otherwise now known or herein after developed without the previous express consent by the copyright owner, except for reproduction in daily press and regular printed publications on sale to the public within 60 days of the event related to those data/results and always provided that copyright symbol appears together as follows below.

© DORNA, 2021



# Free Practice Nr. 1

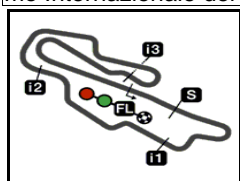
# Moto3

Lap	Lap Time	T1	T2	T3	T4	Speed	Lap	Lap Time	T1	T2	T3	T4	Speed
10	<b>2'01.716</b>	29.339	24.994	38.471	28.912	229.7	13	1'13.843 P	40.646				100.0
11	<b>2'01.743</b>	28.819	25.267	38.732	28.925	236.8	14	2'03.504	32.292	25.031	37.633	28.548	164.3
12	<b>2'03.459</b>	28.976	25.688	39.359	29.436	235.8	<b>28th 31 Adrian FERNANDEZ</b> Sterilgarda Max Racin SPA						
13	<b>2'01.278</b>	28.846	24.947	38.430	29.055	237.3	Runs=2 Total laps=16 Full laps=11						
14	<b>2'00.523</b>	29.092	24.914	37.982	28.535	235.8	1	3'40.636	35.706	28.410	42.795	30.478	143.6
15	<b>2'00.543</b>	29.034	24.841	38.174	28.494	233.2	2	<b>2'06.805</b>	30.586	26.942	39.857	29.420	231.7
<b>25th 73 Maximilian KOFLER</b> CIP Green Power AUT							3	<b>2'05.711</b>	29.871	26.234	39.972	29.634	231.7
Runs=2 Total laps=17 Full laps=11							4	<b>2'04.762</b>	29.896	26.071	39.207	29.588	230.7
1	3'15.541 *	39.124	29.601	44.003	31.581*	131.2	5	<b>2'03.174</b>	29.677	25.859	38.732	28.906	231.7
2	<b>2'06.053</b>	30.389	26.224	39.975	29.465	236.3	6	2'02.536 *	29.523	25.451	38.580*	28.982	233.7
3	<b>2'05.388</b>	30.248	26.328	39.710	29.102	232.2	7	<b>2'02.858</b>	29.468	25.541	38.724	29.125	233.2
4	<b>2'06.017</b>	29.954	26.407	40.314	29.342	237.3	8	2'05.009 *	29.777	27.355	38.855*	29.022	228.8
5	<b>2'03.927</b>	29.699	25.577	39.367	29.284	238.4	9	59.879 P	29.285				232.2
6	<b>2'03.143</b>	29.703	25.584	38.855	29.001	232.7	10	2'08.055	33.842	25.661	39.392	29.160	159.5
7	2'05.246 *	29.665	26.228	39.943	29.410*	232.7	11	<b>2'02.388</b>	29.220	25.401	38.659	29.108	233.7
8	2'04.457 *	29.810	25.986	39.434	29.227*	227.8	12	<b>2'02.134</b>	29.236	25.332	38.367	29.199	231.2
9	1'00.909 P	30.110				229.7	13	<b>2'01.553</b>	29.186	25.212	38.267	28.888	229.2
10	2'15.138 *	35.318	26.424	42.559*	30.837	156.2	14	<b>2'01.782</b>	29.156	25.153	38.456	29.017	233.7
11	<b>2'01.887</b>	29.465	25.315	38.286	28.821	236.3	15	<b>2'05.387</b>	30.955	27.155	38.478	28.799	231.7
12	<b>2'04.028</b>	31.186	25.479	38.640	28.723	231.7	16	<b>2'01.308</b>	28.816	25.185	38.217	29.090	233.7
13	<b>2'01.496</b>	29.212	25.153	38.494	28.637	233.2	<b>29th 32 Takuma MATSUYA</b> Honda Team Asia JPN						
14	2'01.474 *	29.202	25.193	38.425	28.654*	234.2	Runs=2 Total laps=15 Full laps=11						
15	<b>2'01.433</b>	29.392	25.173	38.245	28.623	232.7	1	3'15.442	38.685	29.523	43.930	31.236	136.7
16	<b>2'00.650</b>	29.049	25.052	38.195	28.354	235.8	2	<b>2'07.485</b>	30.882	26.633	40.207	29.763	232.2
17	<b>2'01.084</b>	29.090	25.148	38.118	28.728	234.2	3	<b>2'05.877</b>	30.378	26.282	39.862	29.355	233.2
<b>26th 20 Lorenzo FELLON</b> SIC58 Squadra Corse FRA							4	<b>2'05.386</b>	29.977	26.069	39.937	29.403	236.8
Runs=2 Total laps=12 Full laps=6							5	<b>2'04.285</b>	29.895	25.847	39.309	29.234	231.7
1	14'42.184	33.177	26.442	39.997	29.394	160.7	6	<b>2'07.479</b>	30.031	27.017	40.937	29.494	229.7
2	2'02.515 *	29.662	25.120	38.685	29.048*	235.8	7	<b>2'03.135</b>	29.478	25.513	38.963	29.181	235.8
3	2'02.649 *	29.501	25.104	38.831	29.213*	230.7	8	<b>2'05.683</b>	30.071	25.925	40.093	29.594	228.3
4	<b>2'02.445</b>	29.707	25.100	38.552	29.086	229.2	9	1'03.432 P	30.125				227.3
5	<b>2'02.264</b>	29.537	24.952	38.726	29.049	228.3	10	2'10.128	36.944	25.385	38.678	29.121	127.2
6	1'02.736 P	31.813				227.8	11	<b>2'03.330</b>	29.244	26.532	38.895	28.659	231.2
7	2'08.852	36.138	25.299	38.686	28.729	155.1	12	<b>2'03.387</b>	29.109	25.688	39.008	29.582	235.8
8	2'00.950 *	29.034	25.026	38.150	28.740*	231.2	13	<b>2'01.446</b>	29.118	25.039	38.588	28.701	232.7
9	<b>2'01.126</b>	29.223	24.907	38.357	28.639	233.7	14	<b>2'10.657</b>	29.220	24.933	44.833	31.671	235.8
10	<b>2'00.796</b>	28.989	24.918	38.166	28.723	236.8	PIT 30.041 26.055 47.613 36.062 228.8						
11	<b>2'01.132</b>	29.044	24.880	38.337	28.871	231.7	<b>30th 43 Xavier ARTIGAS</b> Leopard Racing SPA						
12	<b>2'01.272</b>	29.244	25.168	38.138	28.722	231.7	Runs=5 Total laps=8 Full laps=2						
<b>27th 67 Alberto SURRA</b> Team Bardahl VR46 ITA							1	3'59.793	40.029	26.928	39.670	29.062	117.2
Runs=4 Total laps=14 Full laps=6							2	<b>2'02.342</b>	29.478	25.474	38.677	28.713	238.4
1	3'15.860	38.119	29.462	43.943	31.529	143.6	3	2'04.193 P	29.325	25.276	39.651	29.941	235.8
2	<b>2'06.113</b>	30.536	26.180	39.785	29.612	236.8	4	1'19.586 P	42.698				158.8
3	<b>2'04.767</b>	30.203	26.163	39.000	29.401	237.8	5	2'09.073 P	33.440	26.422	39.871	29.340	161.1
4	<b>2'06.050</b>	30.104	26.613	39.984	29.349	232.2	6	1'03.007 P	33.426				160.2
5	<b>2'01.384</b>	29.344	25.255	37.919	28.866	231.7	7	2'07.243	33.453	25.958	38.995	28.837	160.4
6	2'02.098 *	29.179	25.267	38.469*	29.183	235.2	8	<b>2'01.941</b>	29.388	25.176	38.390	28.987	238.9
7	1'00.078 P	29.767				225.0							
8	2'12.176	39.097	25.550	38.387	29.142	127.6							
9	<b>2'03.904</b>	29.508	25.698	39.165	29.533	229.2							
10	2'01.592 *	29.311	25.156	38.139*	28.986	228.8							
11	<b>2'01.147</b>	29.308	25.143	37.909	28.787	226.8							
12	1'01.054 P	29.324				228.3							

**Fastest Lap:** Andrea MIGNO Rivacold Snipers Tea ITA **1'57.724** 28.480 24.266 36.819 28.159

These data/results cannot be reproduced, stored and/or transmitted in whole or in part by any manner of electronic, mechanical, photocopying, recording, broadcasting or otherwise now known or herein after developed without the previous express consent by the copyright owner, except for reproduction in daily press and regular printed publications on sale to the public within 60 days of the event related to those data/results and always provided that copyright symbol appears together as follows below.  
© DORNA, 2021





5245 m.

## GRAN PREMIO D'ITALIA OAKLEY

## Free Practice Nr. 1

## Best Partial Times

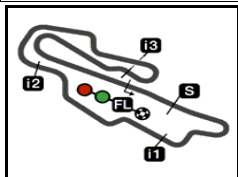
Moto3™

*IT* Ideal Lap Time, sum of the best partial times*BT* Best Lap Time

T1		T2		T3		T4						
Pos	Rider	Time	Rider	Time	Rider	Time	Rider	Time	Pos	Rider	IT	BT
1	A.MIGNO	28.480	A.MIGNO	24.266	A.MIGNO	36.819	J.MCPHEE	28.057	1	A.MIGNO	1'57.724	1'57.724 (1)
2	J.MASIA	28.484	R.FENATI	24.318	R.FENATI	37.028	D.ÖNCÜ	28.087	2	R.FENATI	1'58.185	1'58.219 (2)
3	R.FENATI	28.496	F.SALAC	24.370	J.MASIA	37.197	D.BINDER	28.113	3	J.MASIA	1'58.387	1'58.387 (3)
4	N.ANTONELLI	28.511	D.ÖNCÜ	24.375	F.SALAC	37.198	A.MIGNO	28.159	4	D.ÖNCÜ	1'58.409	1'58.609 (6)
5	J.DUPASQUIER	28.541	D.FOGGIA	24.386	N.ANTONELLI	37.228	J.DUPASQUIER	28.232	5	N.ANTONELLI	1'58.535	1'58.580 (4)
6	D.ÖNCÜ	28.548	G.RODRIGO	24.396	D.BINDER	37.319	N.ANTONELLI	28.274	6	D.BINDER	1'58.546	1'58.594 (5)
7	D.FOGGIA	28.553	J.MASIA	24.397	D.FOGGIA	37.337	J.MASIA	28.309	7	D.FOGGIA	1'58.631	1'58.702 (7)
8	D.BINDER	28.630	J.MCPHEE	24.418	T.SUZUKI	37.388	I.GUEVARA	28.341	8	F.SALAC	1'58.720	1'58.811 (9)
9	P.ACOSTA	28.631	D.BINDER	24.484	D.ÖNCÜ	37.399	R.FENATI	28.343	9	J.MCPHEE	1'58.739	1'58.739 (8)
10	G.RODRIGO	28.673	N.ANTONELLI	24.522	G.RODRIGO	37.402	C.TATAY	28.349	10	G.RODRIGO	1'58.822	1'58.844 (10)
11	J.MCPHEE	28.684	S.NEPA	24.582	J.DUPASQUIER	37.459	G.RODRIGO	28.351	11	J.DUPASQUIER	1'58.998	1'59.332 (13)
12	C.TATAY	28.711	K.TOBA	24.617	P.ACOSTA	37.473	M.KOFLER	28.354	12	S.NEPA	1'59.251	1'59.251 (11)
13	I.GUEVARA	28.726	T.SUZUKI	24.625	S.NEPA	37.528	D.FOGGIA	28.355	13	T.SUZUKI	1'59.259	1'59.259 (12)
14	A.IZDIHAR	28.730	S.GARCIA	24.709	R.ROSSI	37.579	A.SASAKI	28.383	14	P.ACOSTA	1'59.356	1'59.377 (14)
15	S.NEPA	28.754	P.ACOSTA	24.756	J.MCPHEE	37.580	S.NEPA	28.387	15	R.ROSSI	1'59.522	1'59.823 (17)
16	F.SALAC	28.761	J.DUPASQUIER	24.766	A.SURRA	37.633	K.TOBA	28.388	16	K.TOBA	1'59.557	1'59.557 (15)
17	R.ROSSI	28.767	R.ROSSI	24.780	E.BARTOLINI	37.638	F.SALAC	28.391	17	C.TATAY	1'59.625	1'59.731 (16)
18	T.SUZUKI	28.775	E.BARTOLINI	24.808	K.TOBA	37.670	R.ROSSI	28.396	18	E.BARTOLINI	1'59.873	1'59.898 (18)
19	A.SASAKI	28.812	A.SASAKI	24.813	C.TATAY	37.742	S.GARCIA	28.447	19	A.SASAKI	1'59.891	2'00.074 (19)
20	A.FERNANDEZ	28.816	J.ALCOBA	24.822	J.ALCOBA	37.786	T.SUZUKI	28.471	20	A.IZDIHAR	1'59.979	2'00.098 (20)
21	R.YAMANAKA	28.819	C.TATAY	24.823	A.IZDIHAR	37.811	R.YAMANAKA	28.494	21	R.YAMANAKA	2'00.136	2'00.523 (24)
22	K.TOBA	28.882	R.YAMANAKA	24.841	A.SASAKI	37.883	P.ACOSTA	28.496	22	S.GARCIA	2'00.191	2'00.350 (21)
23	E.BARTOLINI	28.888	A.IZDIHAR	24.841	S.GARCIA	37.944	E.BARTOLINI	28.539	23	J.ALCOBA	2'00.256	2'00.437 (22)
24	L.FELLON	28.989	L.FELLON	24.880	R.YAMANAKA	37.982	A.SURRA	28.548	24	I.GUEVARA	2'00.290	2'00.515 (23)

These data/results cannot be reproduced, stored and/or transmitted in whole or in part by any manner of electronic, mechanical, photocopying, recording, broadcasting or otherwise now known or herein after developed without the previous express consent by the copyright owner, except for reproduction in daily press and regular printed publications on sale to the public within 60 days of the event related to those data/results and always provided that copyright symbol appears together as follows below.  
© DORNA, 2021





5245 m.

## GRAN PREMIO D'ITALIA OAKLEY

### Free Practice Nr. 1

### Best Partial Times

**Moto3™**

*IT* Ideal Lap Time, sum of the best partial times

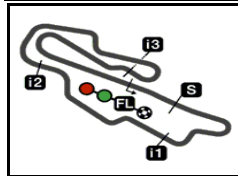
*BT* Best Lap Time

<b>T1</b>		<b>T2</b>		<b>T3</b>		<b>T4</b>				<i>IT</i>	<i>BT</i>	
<i>Pos</i>	<i>Rider</i>	<i>Time</i>	<i>Rider</i>	<i>Time</i>	<i>Rider</i>	<i>Time</i>	<i>Rider</i>	<i>Time</i>	<i>Pos</i>	<i>Rider</i>		
25	J.ALCOBA	29.018	T.MATSUYAMA	24.933	I.GUEVARA	38.061	A.IZDIHAR	28.597	25	<b>A.SURRA</b>	2'00.391	2'01.147 (27)
26	<b>M.KOFLER</b>	<b>29.049</b>	<b>A.SURRA</b>	<b>25.031</b>	<b>M.KOFLER</b>	<b>38.118</b>	<b>J.ALCOBA</b>	<b>28.630</b>	26	<b>M.KOFLER</b>	2'00.573	2'00.650 (25)
27	S.GARCIA	29.091	M.KOFLER	25.052	L.FELLON	38.138	L.FELLON	28.639	27	<b>L.FELLON</b>	2'00.646	2'00.796 (26)
28	<b>T.MATSUYAMA</b>	<b>29.109</b>	<b>A.FERNANDEZ</b>	<b>25.153</b>	<b>A.FERNANDEZ</b>	<b>38.217</b>	<b>T.MATSUYAMA</b>	<b>28.659</b>	28	<b>A.FERNANDEZ</b>	2'00.985	2'01.308 (28)
29	A.SURRA	29.179	I.GUEVARA	25.162	X.ARTIGAS	38.390	X.ARTIGAS	28.713	29	<b>T.MATSUYAMA</b>	2'01.289	2'01.446 (29)
30	<b>X.ARTIGAS</b>	<b>29.325</b>	<b>X.ARTIGAS</b>	<b>25.176</b>	<b>T.MATSUYAMA</b>	<b>38.588</b>	<b>A.FERNANDEZ</b>	<b>28.799</b>	30	<b>X.ARTIGAS</b>	2'01.604	2'01.941 (30)

These data/results cannot be reproduced, stored and/or transmitted in whole or in part by any manner of electronic, mechanical, photocopying, recording, broadcasting or otherwise now known or herein after developed without the previous express consent by the copyright owner, except for reproduction in daily press and regular printed publications on sale to the public within 60 days of the event related to those data/results and always provided that copyright symbol appears together as follows below.  
© DORNA, 2021

Official MotoGP Timing by **TISSOT**  
www.motogp.com






5245 m.

## GRAN PREMIO D'ITALIA OAKLEY

### Free Practice Nr. 1

### Fastest Laps Sequence

<i>Practice Time</i>	 <i>Rider</i>	<i>Nation</i>	<i>Motorcycle</i>	<i>Time</i>	<i>Km/h</i>	<i>Rider's Lap</i>
4'47.659	99 <b>Carlos TATAY</b>	SPA	KTM	<b>2'08.511</b>	146.9	2
5'21.588	27 <b>Kaito TOBA</b>	JPN	KTM	<b>2'07.581</b>	148.0	2
5'21.594	73 <b>Maximilian KOFLER</b>	AUT	KTM	<b>2'06.053</b>	149.7	2
5'25.642	37 <b>Pedro ACOSTA</b>	SPA	KTM	<b>2'03.964</b>	152.3	2
5'46.578	24 <b>Tatsuki SUZUKI</b>	JPN	HONDA	<b>2'03.903</b>	152.3	2
6'01.982	2 <b>Gabriel RODRIGO</b>	ARG	HONDA	<b>2'02.467</b>	154.1	2
6'02.135	43 <b>Xavier ARTIGAS</b>	SPA	HONDA	<b>2'02.342</b>	154.3	2
8'03.439	2 <b>Gabriel RODRIGO</b>	ARG	HONDA	<b>2'01.457</b>	155.4	3
11'34.174	67 <b>Alberto SURRA</b>	ITA	KTM	<b>2'01.384</b>	155.5	5
11'37.213	82 <b>Stefano NEPA</b>	ITA	KTM	<b>2'00.943</b>	156.1	5
12'05.442	2 <b>Gabriel RODRIGO</b>	ARG	HONDA	<b>2'00.020</b>	157.3	5
14'05.066	2 <b>Gabriel RODRIGO</b>	ARG	HONDA	<b>1'59.624</b>	157.8	6
27'18.374	2 <b>Gabriel RODRIGO</b>	ARG	HONDA	<b>1'58.844</b>	158.8	9
31'15.121	53 <b>Deniz ÖNCÜ</b>	TUR	KTM	<b>1'58.609</b>	159.1	12
34'47.652	55 <b>Romano FENATI</b>	ITA	HUSQVARNA	<b>1'58.536</b>	159.2	12
36'46.097	55 <b>Romano FENATI</b>	ITA	HUSQVARNA	<b>1'58.445</b>	159.4	13
38'44.316	55 <b>Romano FENATI</b>	ITA	HUSQVARNA	<b>1'58.219</b>	159.7	14
40'48.515	16 <b>Andrea MIGNO</b>	ITA	HONDA	<b>1'57.724</b>	160.3	16

These data/results cannot be reproduced, stored and/or transmitted in whole or in part by any manner of electronic, mechanical, photocopying, recording, broadcasting or otherwise now known or herein after developed without the previous express consent by the copyright owner, except for reproduction in daily press and regular printed publications on sale to the public within 60 days of the event related to those data/results and always provided that copyright symbol appears together as follows below.

© DORNA, 2021

Official MotoGP Timing by TISSOT  
www.motogp.com

Mugello, Friday, May 28, 2021

